

## ASSESSMENT

The assessment methods include:

- Simulated workplace activities and observations during work placement
- Projects
- Written questions
- Class participation
- Role plays
- Case studies

## PLACEMENT

Bellarine Training and Community Hub will find placement for all students undertaking training, work placement is a requirement to satisfactorily complete this course.

## EMPLOYABILITY SKILLS

This qualification incorporates employability skills; skills that apply across a variety of jobs and life contexts and including:

- Communication
- Problem solving
- Planning and organising
- Initiative and enterprise
- Teamwork
- Self management
- Learning
- Technology

## EXPECTED SELF-PACED STUDY HOURS

**Beginner** (Full Study Model) -

No recent related industry experience.

Self-paced study hours expected approximately 13 hours per week.

**Intermediate** (Partial Study Model) -

Limited knowledge and skills with related industry experience. Self-paced study hours expected approximately 10 hours per week.


**Advanced** (Partial Recognition Pathway) -


Extensive current relevant knowledge and skills including related industry work experience. Self-paced study hours expected approximately 8 hours per week.



Bellarine Training  
& Community Hub

## HOW TO APPLY


 5255 4294

 1 John Dory Drive, PO BOX 420,  
Ocean Grove, VIC 3226

 [reception@btach.com.au](mailto:reception@btach.com.au)

 [www.btach.com.au](http://www.btach.com.au)

 [bellarinetraining](https://www.facebook.com/bellarinetraining)

 [bellarinetrainingcommunityhub](https://www.instagram.com/bellarinetrainingcommunityhub)



Bellarine Training  
& Community Hub

**CERTIFICATE III IN  
EARLY CHILDHOOD  
EDUCATION and CARE  
(CHC30121)**



NATIONALLY RECOGNISED  
TRAINING

**TOID 20459**



# COURSE INFORMATION

This nationally recognised qualification is designed to help you develop essential skills in areas such as how to communicate with children, support play and basic developmental needs to turn your passion for working with children into a successful career. Our trainers are experienced Early Childhood Educators who are up-to-date with current industry standards and practices.

## PRE-REQUISITES

Students are required to obtain a current clear Victorian Police Check and Working with Children Check prior to placement.

## PATHWAYS

Direct pathway's from this qualification include Diploma of Early Childhood Education and Care

## ALL WELCOME

Bellarine Training and Community Hub invites all people from the community to participate in accredited and non-accredited courses.

## COURSE STRUCTURE

Total number of units = 17  
15 core units  
2 elective units

## COURSE DURATION

40 WEEKS X 11 HOURS  
+ 160 hours placement arranged by BTACH

CORE UNIT	NOMINAL HOURS
CHCECE056 - Work effectively in children's education&care	65
CHCECE033 - Develop positive, respectful relationships with children	100
CHCECE055 - Meet legal and ethical obligations in children's education and care	60
HLTWHS001 -Participate in workplace health& safety	20
CHCECE031 - Support children's health,safety,wellbeing	160
CHCECE034 - Use an approved learning framework to guide practice.	80
CHCECE035 - Support the holistic learning and development of children	100
CHCPRT001 - Identify and respond to children and young people at risk	40
CHCECE032 - Nurture babies and toddlers	108
CHCECE030 - Support inclusion and diversity	63
CHCECE054 - Encourage understanding of Aboriginal and/or Torres Strait Islander peoples' cultures	55
CHCECE038 - Observe children to inform practice	40
CHCECE036 - Provide experiences to support children's play and learning	75
CHCECE037 - Support children to connect with the natural environment	50
HLTAID012 - Provide First Aid in an education and care setting	22

## ELECTIVE UNITS

ELECTIVE UNITS	NOMINAL HOURS
BSBSUS411 - Implement and monitor environmentally sustainable work practices	40
CHCDIV001 - Work with diverse people	40

## FEES AND CHARGES

Training is provided with Victorian Government funding. Those seeking funded places must meet the funding criteria to be eligible. This may impact access to further government funded training.

A \$100 non refundable deposit is required on enrolment in the course. The balance may be paid on a weekly payment plan through an external company.

## COURSE COSTS

	FUNDED	UNFUNDED
ENROLMENT	\$0.00	\$5000.00
ADMIN	\$100.00	\$100.00
RESOURCES	\$340.00	\$340.00
TOTAL	\$440.00	\$5440.00